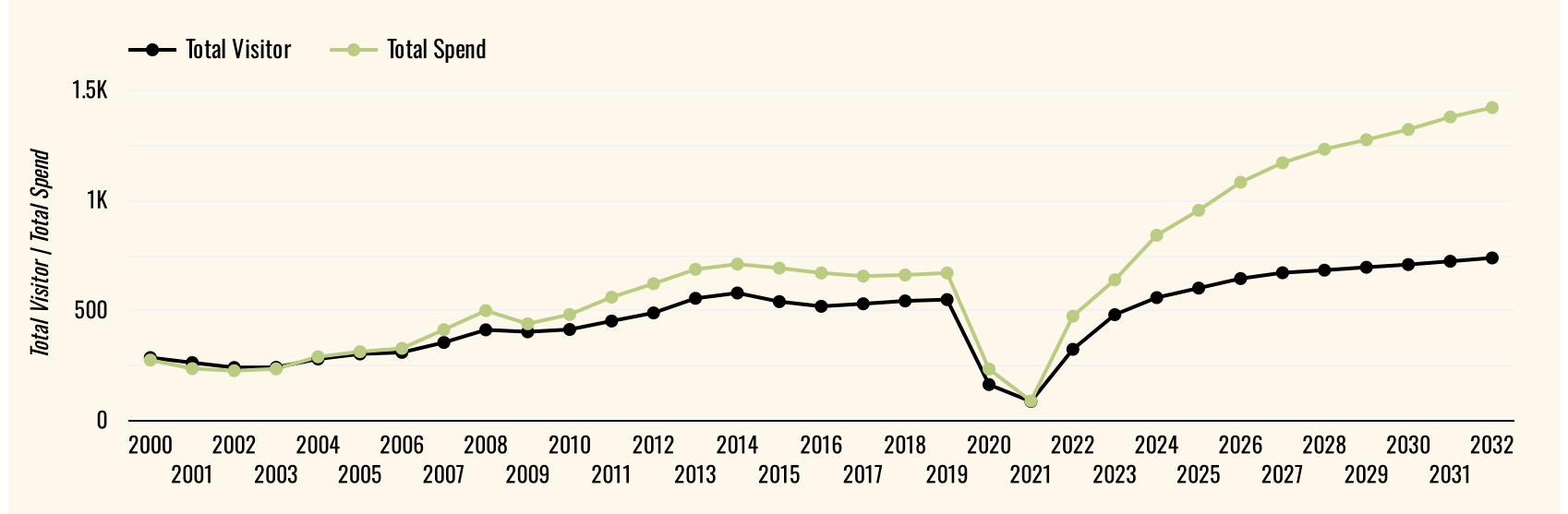


International Tourism Report

Tourism Economics Data

Visitor arrival data in thousands & spend in millions

Annual International Visitors & Spending



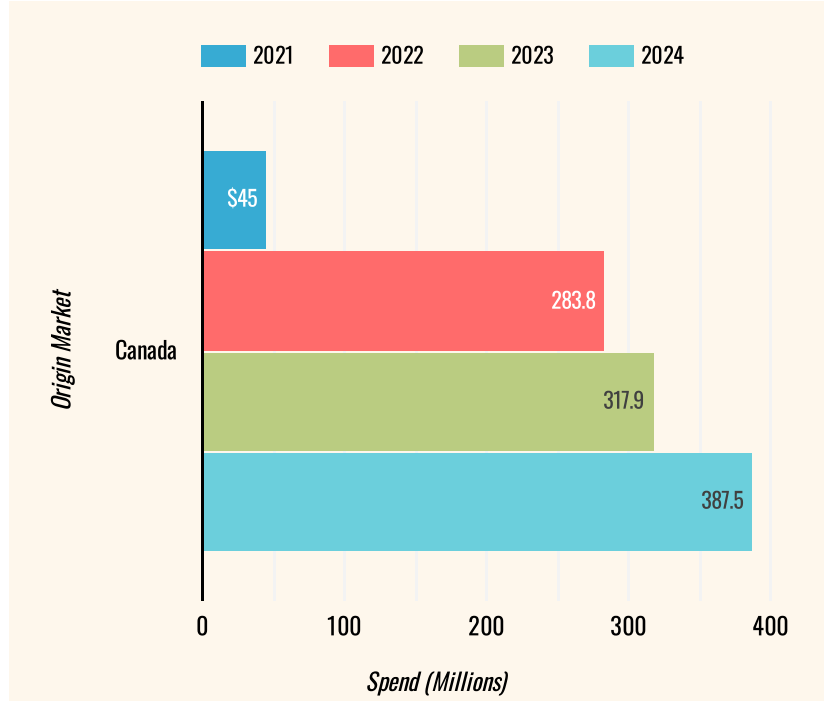
Spend in Market (Millions)

2020 Total Spend
\$234.90

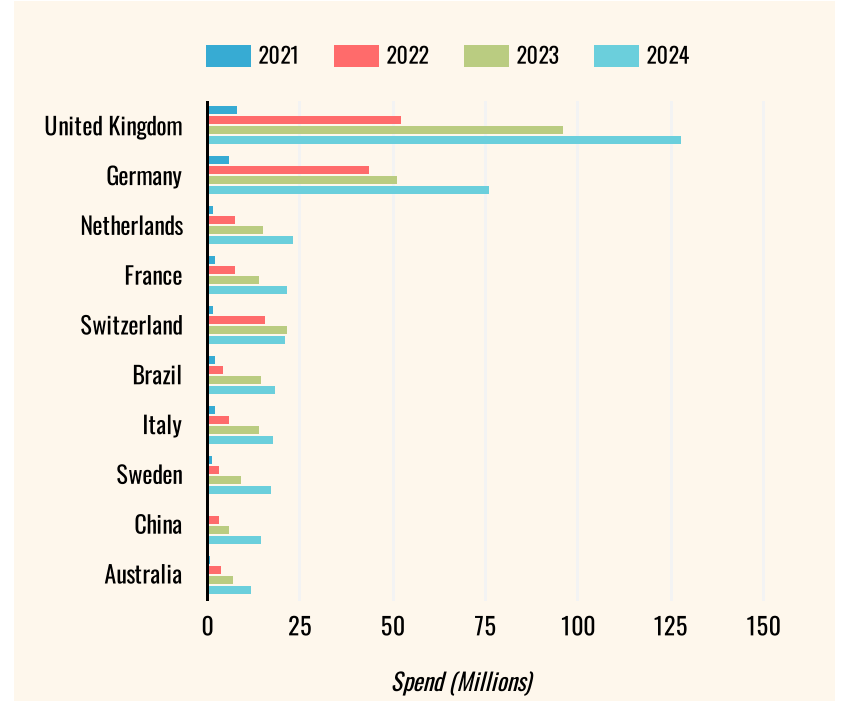
2023 Total Spend
\$640.0

2028 Total Spend
\$1,233.1

Top International Market



Other Top International Markets



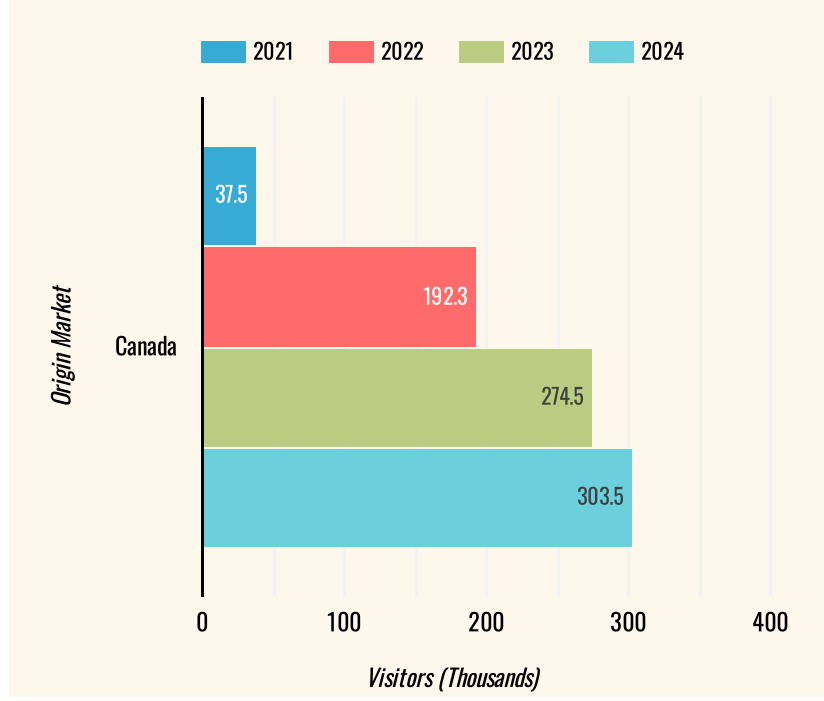
Arrivals in Market (Thousands)

2020 Arrivals
164.5

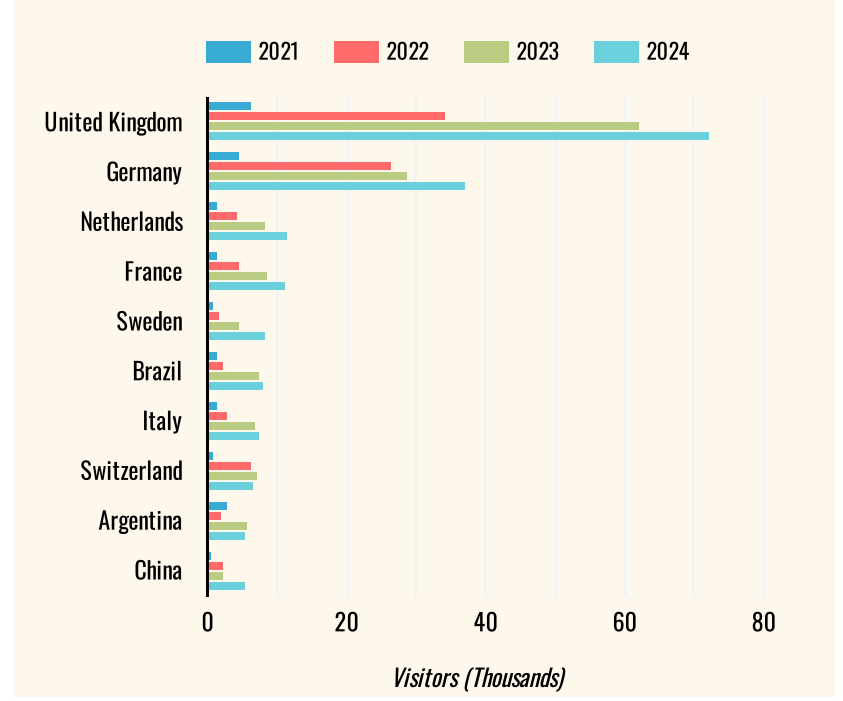
2023 Arrivals
481.9

2028 Arrivals
683.9

Top International Market



Other Top International Markets



Filterable Data

Origin Market ▾

Region ▾

International Visitors & Spending Table

Origin Market	Report Type	Region	2018	2019	2020	2021	2022	2023	2024	2025	2026	2027	2028
Argentina	Spend	Latin Am...	9.7	8.8	1.9	2.2	1.7	6	6.8	8.2	9.4	10.4	11.1
Argentina	Visitor	Latin Am...	10.1	9.7	1.9	2.9	1.9	5.8	5.6	6.7	7.4	7.8	8
Australia	Spend	Oceania	10.6	10.1	2.4	0.5	4	7.1	11.9	14.2	16.5	18.3	19.2
Australia	Visitor	Oceania	4	4	0.9	0.3	1.8	3.1	4.4	4.9	5.4	5.7	5.7
Austria	Visitor	Europe	2.8	2.7	0.4	0.3	0.2	1.6	2	2.1	2.3	2.4	2.5
Austria	Spend	Europe	7.1	7	1	0.8	0.5	3.6	5.3	5.8	6.4	7.1	7.7
Belgium	Spend	Europe	2.7	2.4	0.4	0.2	1.2	1.8	3	3.4	3.8	4	4.2