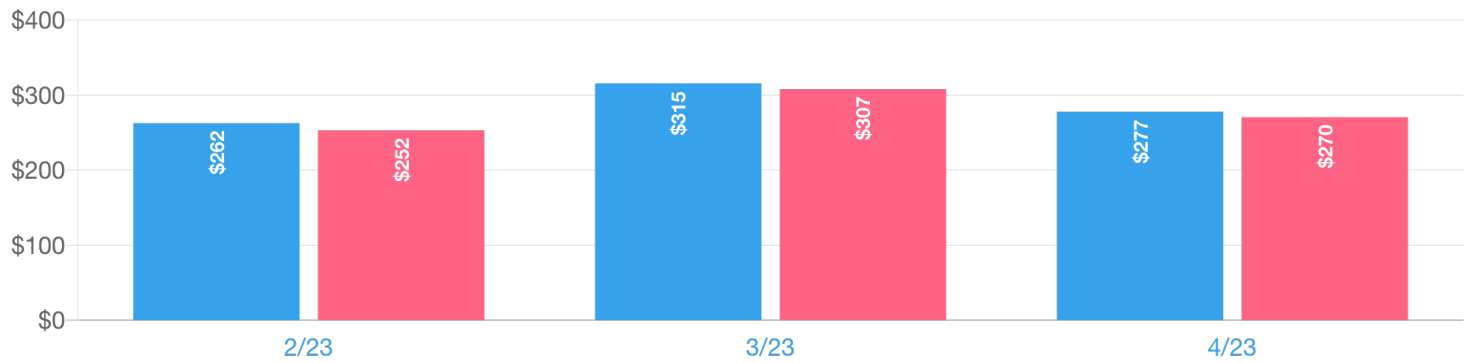


90-day Outlook as compared to the Prior Year

KPI	Value	Compared	Difference
ADR	\$286	\$278	3%
Adjusted Paid & Owner Occupancy	74.4%	75.5%	-1%
Adjusted RevPAR	\$202	\$200	1%
Avg. Length of Stay	8.8	8.1	8%

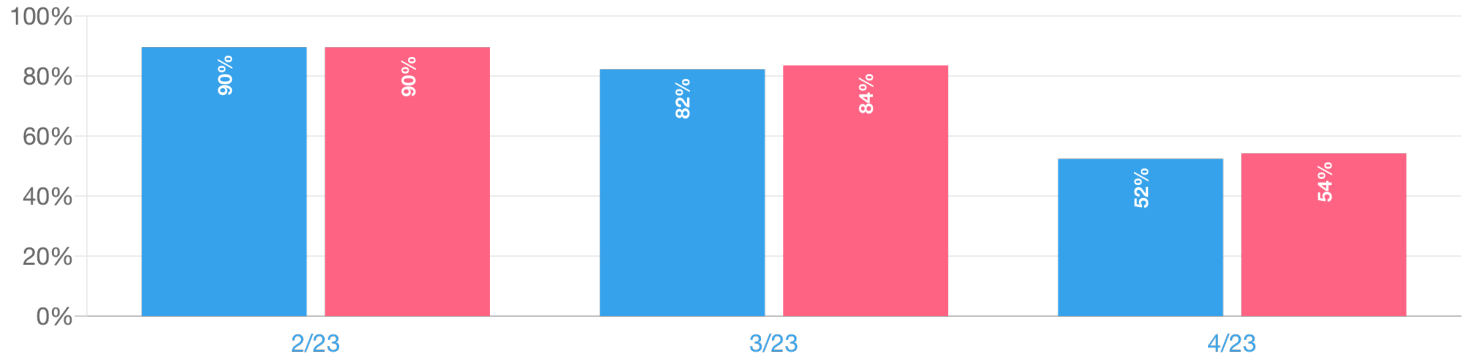
ADR

2/1/2023 to 4/30/2023 as of 2/10/2023 | \$286 2/1/2022 to 4/30/2022 as of 2/11/2022 | \$278



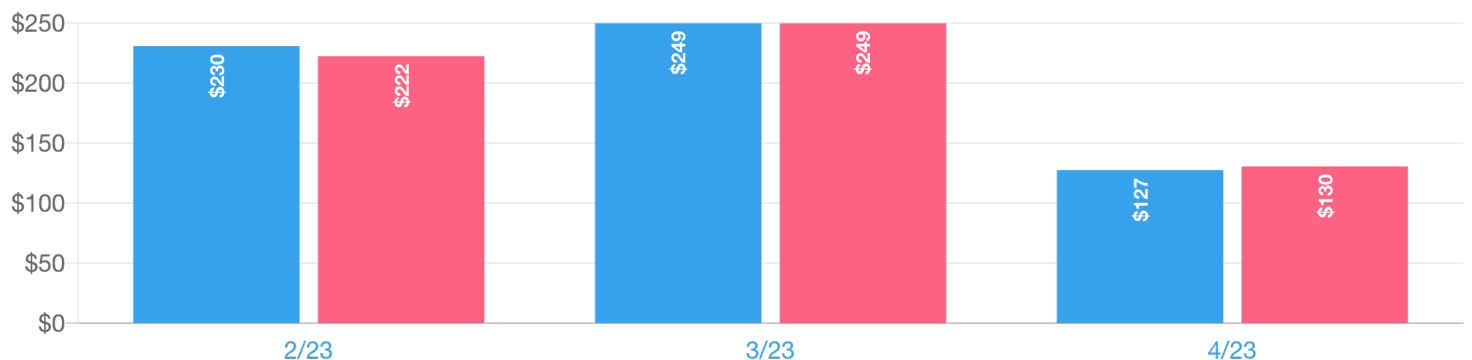
Adjusted Paid & Owner Occupancy

2/1/2023 to 4/30/2023 as of 2/10/2023 | 74.4% 2/1/2022 to 4/30/2022 as of 2/11/2022 | 75.5%



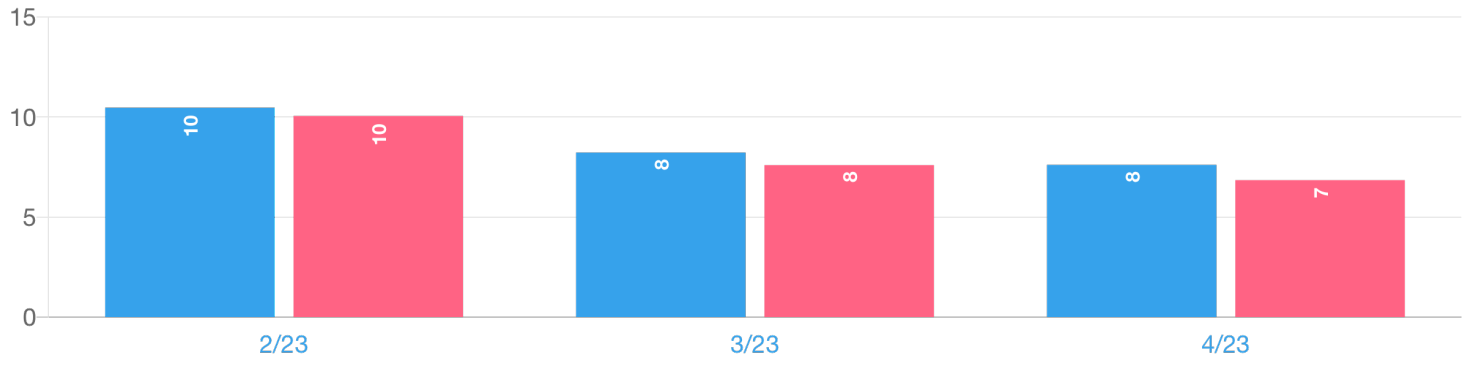
Adjusted RevPAR

2/1/2023 to 4/30/2023 as of 2/10/2023 | \$202 2/1/2022 to 4/30/2022 as of 2/11/2022 | \$200



Avg. Length of Stay

2/1/2023 to 4/30/2023 as of 2/10/2023 | 8.8 2/1/2022 to 4/30/2022 as of 2/11/2022 | 8.1



Copyright Key Data, LLC 2023
Created: February 10, 2023 11:26 AM