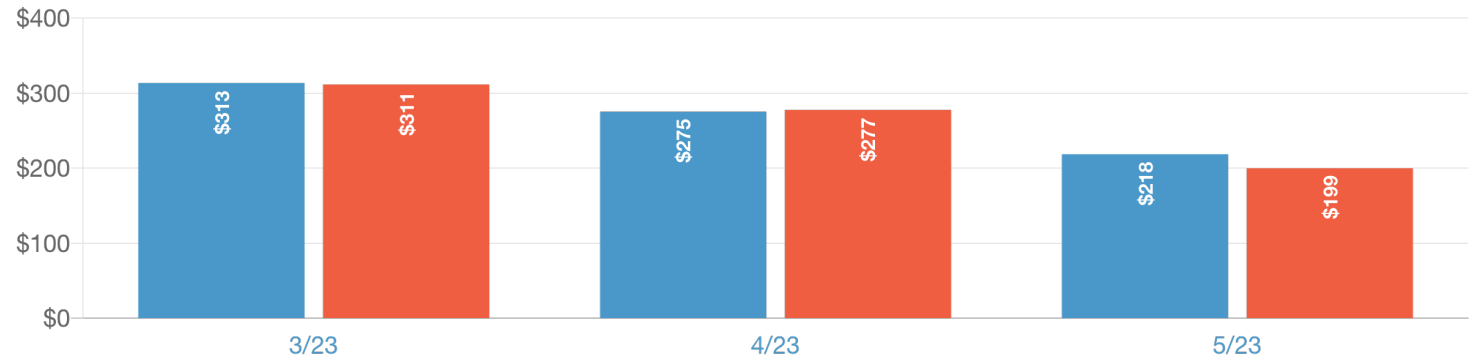


90-day Outlook (March 2023 to May 2023)

KPI	Value	Compared	Difference
ADR	\$282	\$276	2%
Adjusted Paid & Owner Occupancy	65.3%	68.9%	-5%
Adjusted RevPAR	\$170	\$179	-5%
Avg. Length of Stay	7.1	6.5	8%

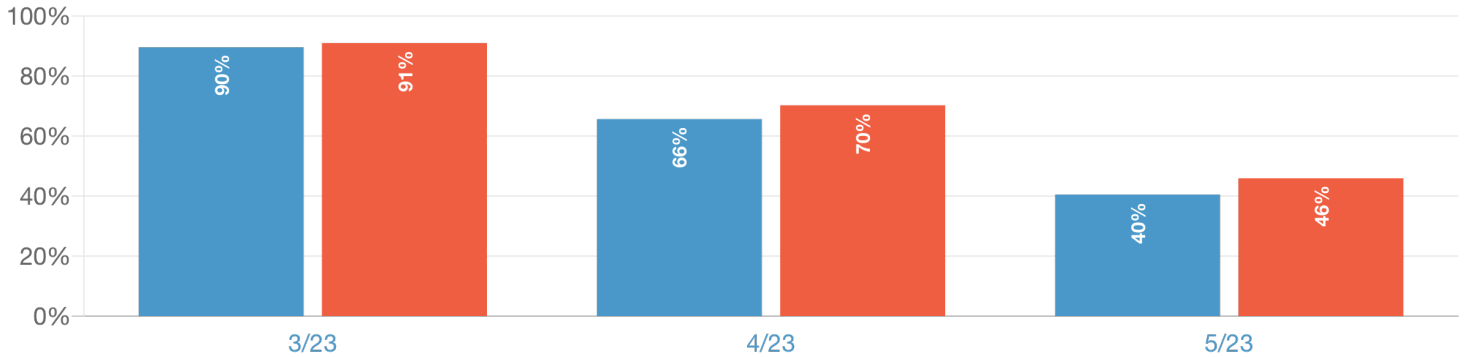
ADR

3/1/2023 to 5/31/2023 as of 3/19/2023 | \$282 3/1/2022 to 5/31/2022 as of 3/20/2022 | \$276



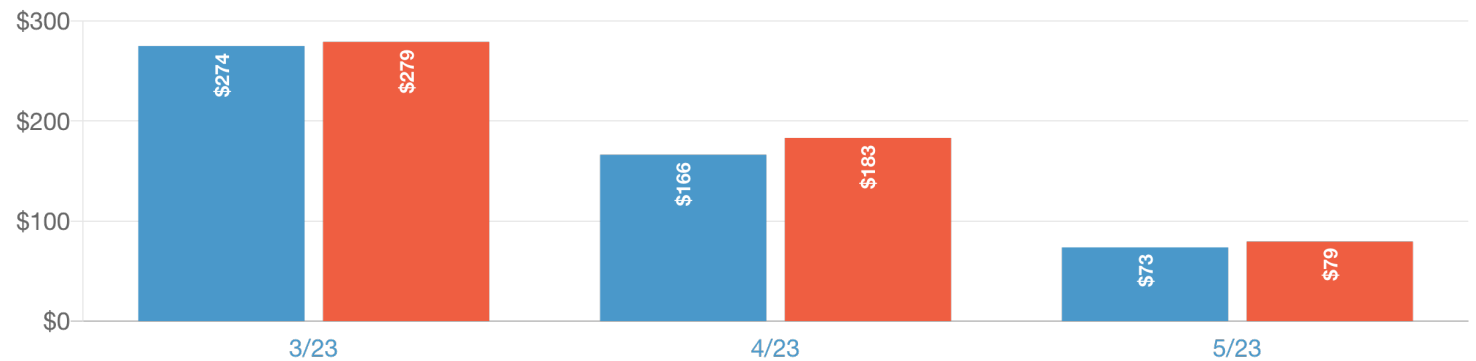
Adjusted Paid & Owner Occupancy

3/1/2023 to 5/31/2023 as of 3/19/2023 | 65.3% 3/1/2022 to 5/31/2022 as of 3/20/2022 | 68.9%



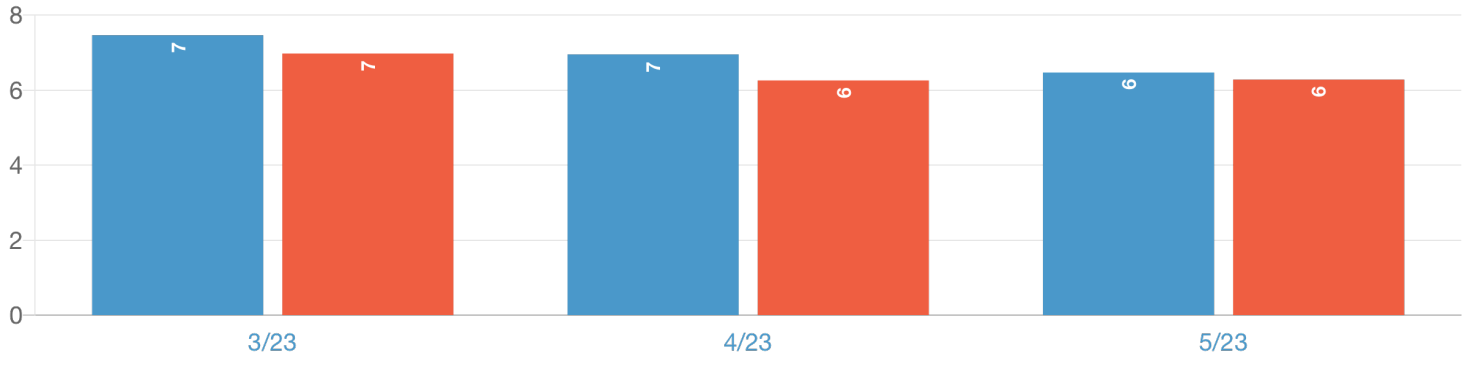
Adjusted RevPAR

3/1/2023 to 5/31/2023 as of 3/19/2023 | \$170 3/1/2022 to 5/31/2022 as of 3/20/2022 | \$179



Avg. Length of Stay

3/1/2023 to 5/31/2023 as of 3/19/2023 | 7.1 3/1/2022 to 5/31/2022 as of 3/20/2022 | 6.5



Copyright Key Data, LLC 2023
Created: March 19, 2023 4:08 PM