

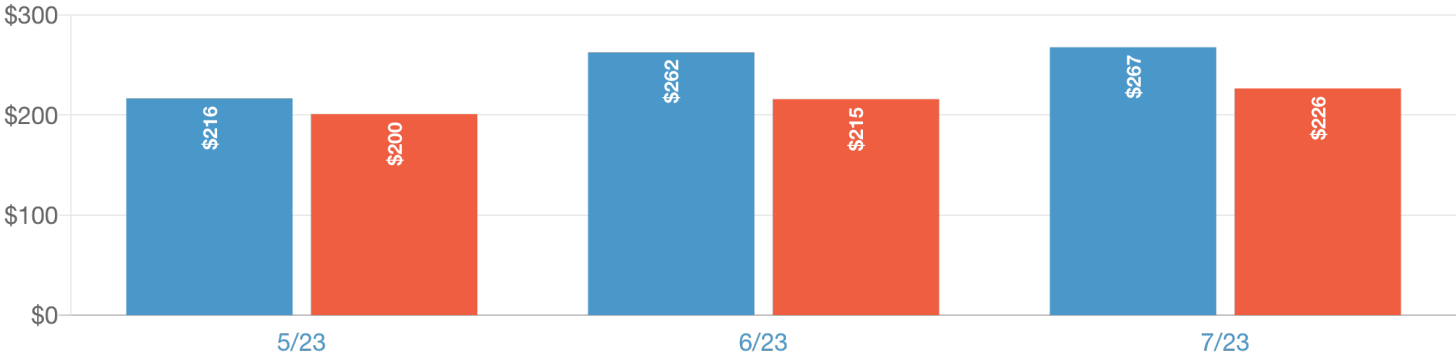
90-Day Forecast (May to July 2023)



KPI	Value	Compared	Difference
ADR	\$245	\$213	15%
Adjusted Paid & Owner Occupancy	41.0%	45.8%	-11%
Adjusted RevPAR	\$83	\$85	-2%
Avg. Length of Stay	6.5	6.2	5%

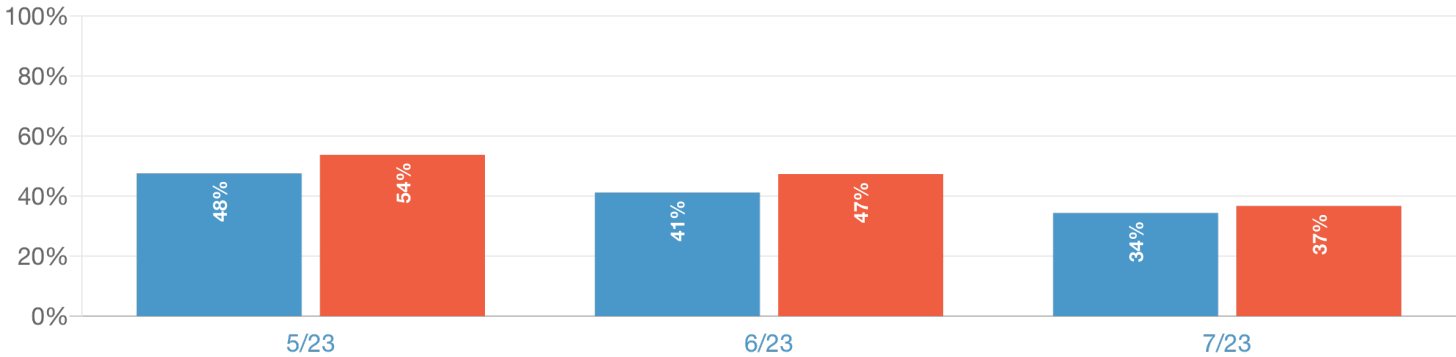
ADR

5/1/2023 to 7/31/2023 as of 4/11/2023 | \$245 5/1/2022 to 7/31/2022 as of 4/12/2022 | \$213



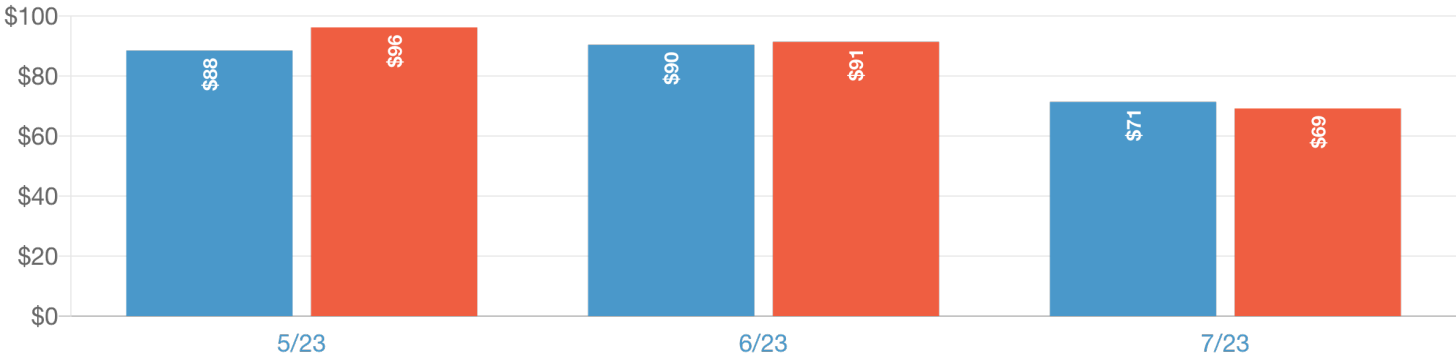
Adjusted Paid & Owner Occupancy

5/1/2023 to 7/31/2023 as of 4/11/2023 | 41.0% 5/1/2022 to 7/31/2022 as of 4/12/2022 | 45.8%



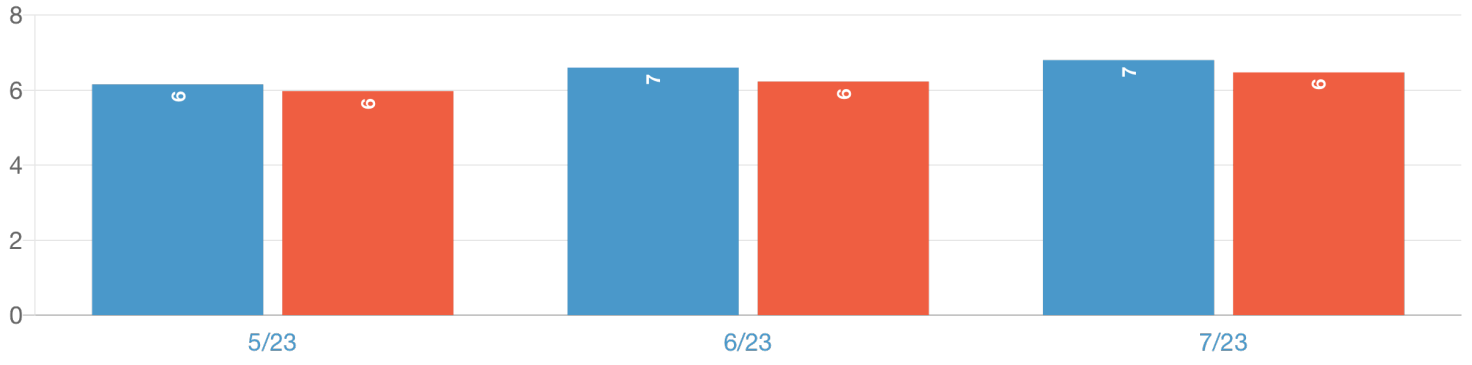
Adjusted RevPAR

5/1/2023 to 7/31/2023 as of 4/11/2023 | \$83 5/1/2022 to 7/31/2022 as of 4/12/2022 | \$85



Avg. Length of Stay

5/1/2023 to 7/31/2023 as of 4/11/2023 | 6.5 5/1/2022 to 7/31/2022 as of 4/12/2022 | 6.2



Copyright Key Data, LLC 2023
Created: 4/11/23 08:04 AM
Market(s): Pinellas