



Tampa International Airport Update

Pinellas Tourist Development Council | February, 2023



Hillsborough County Aviation Authority
Tampa International, Peter O. Knight,
Plant City and Tampa Executive Airports

TAMPA INTERNATIONAL AIRPORT



Annual Passengers
23,448,336
(Projected for FY23)
Daily Average **64,242**

4 Airsides / 58 Gates



Highest Traffic Month
March
2,252,769



66
Shops and Restaurants

23,000
Approx. Parking Spaces

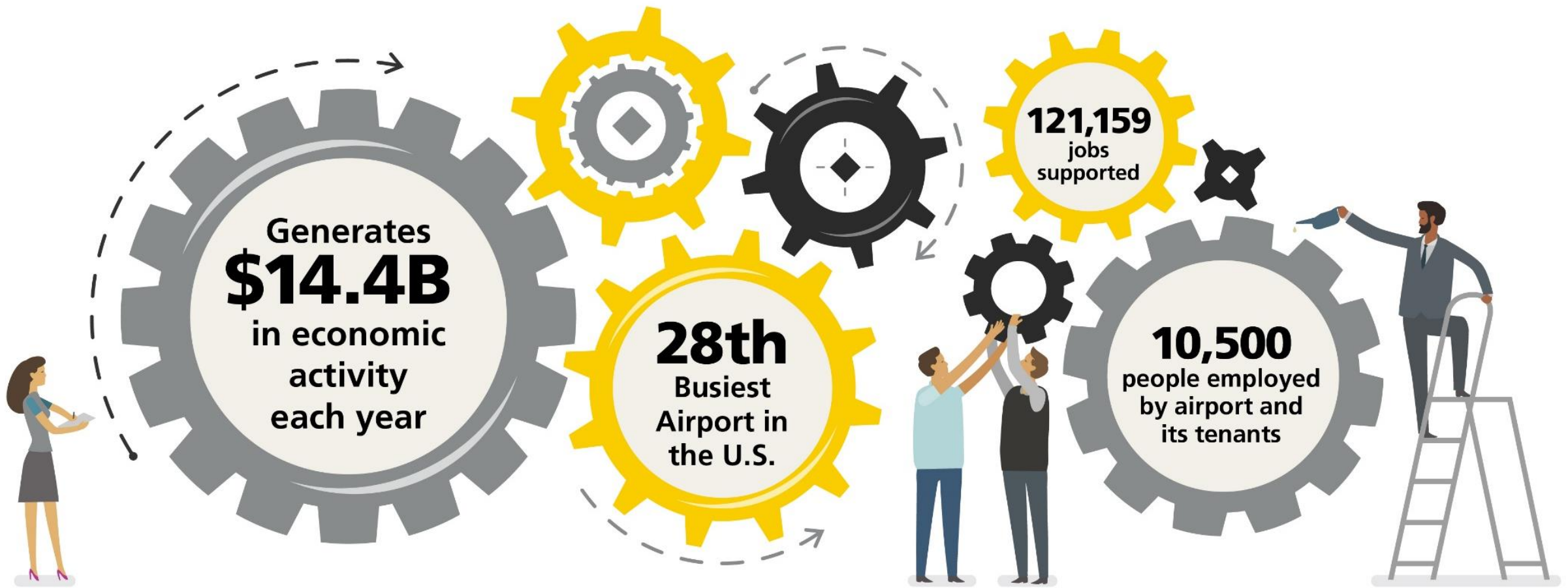


485,892,347
Pounds of Cargo
Calendar Year 2022



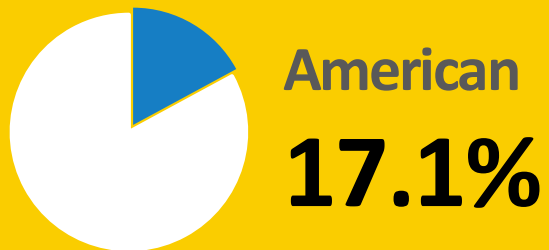
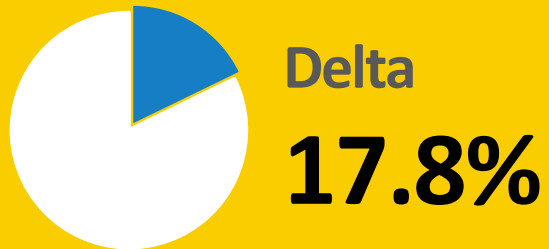

**3 General
Aviation Airports**
Peter O. Knight, Plant City,
Tampa Executive





Source: FDOT Aviation Economic Impact Study 2019

Top 3 Largest Airline Market Share by percentage



553

Daily Flight Operations



Top 10 Markets for Tampa

1. New York
2. Chicago
3. Atlanta
4. Boston
5. Philadelphia
6. Detroit
7. Dallas
8. Denver
9. Washington, D.C.
10. Minneapolis

Calendar Year 2022



TPA Ambassador Program

- 2022 Year-End Results
 - 164 Active Volunteers
 - Over 17,000 Volunteer Service hours
 - 125,400 Customer Interactions
- 5 Visitor Information Stations
 - Bag Claim
 - Rental Car Center
 - Lost & Found Reception
 - International Arrivals
- Two VSPC Familiarization Tours in 2022



Market and Passenger Traffic Update

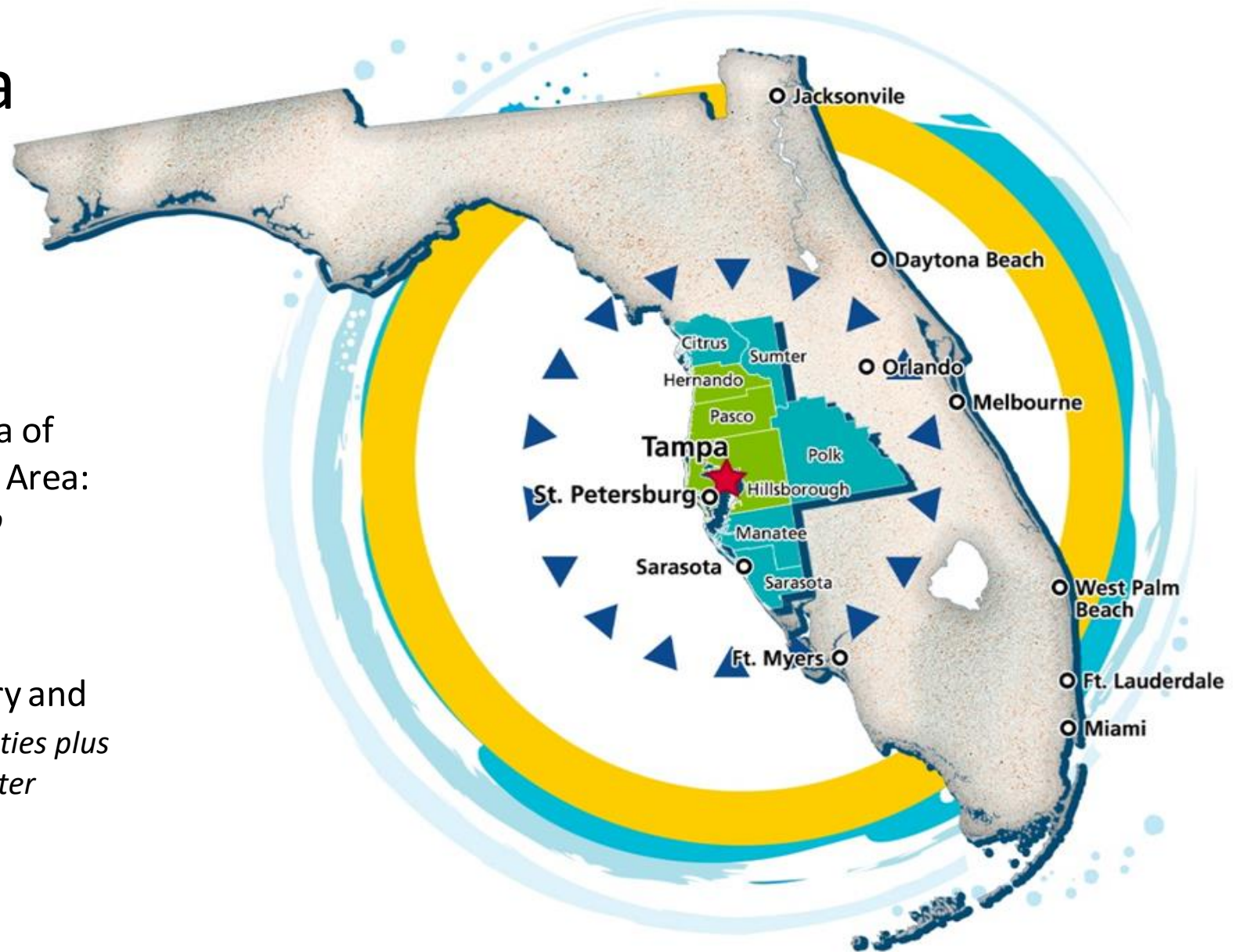
TPA's Catchment Area

3.2 million

in 4-county primary catchment area of
Tampa Bay Metropolitan Statistical Area:
Hillsborough, Pinellas, Hernando & Pasco

5.0 million

in 9-county area comprising primary and
secondary catchments: *Primary counties plus
Citrus, Manatee, Sarasota, Polk and Sumter*

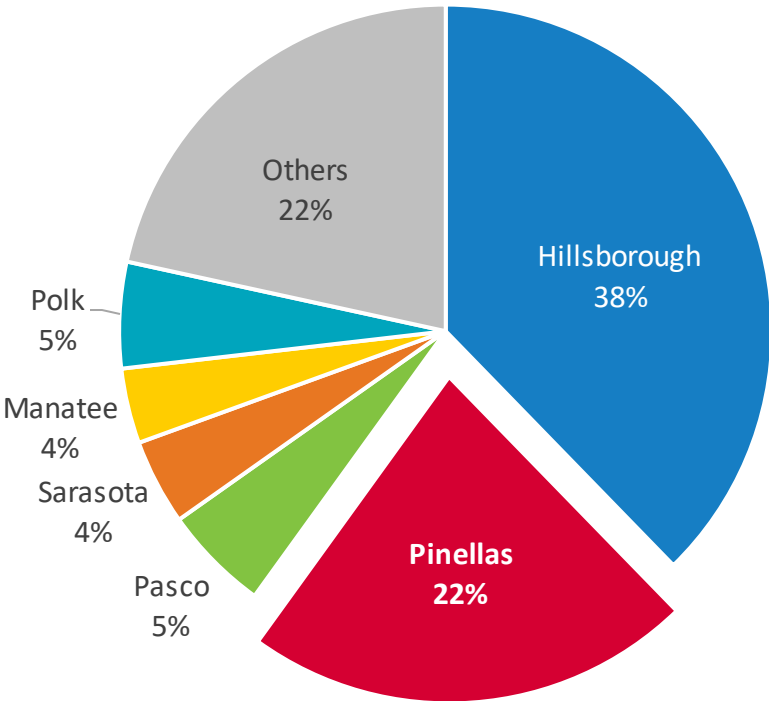


Source: U.S. Census Bureau – 2020 Population Data

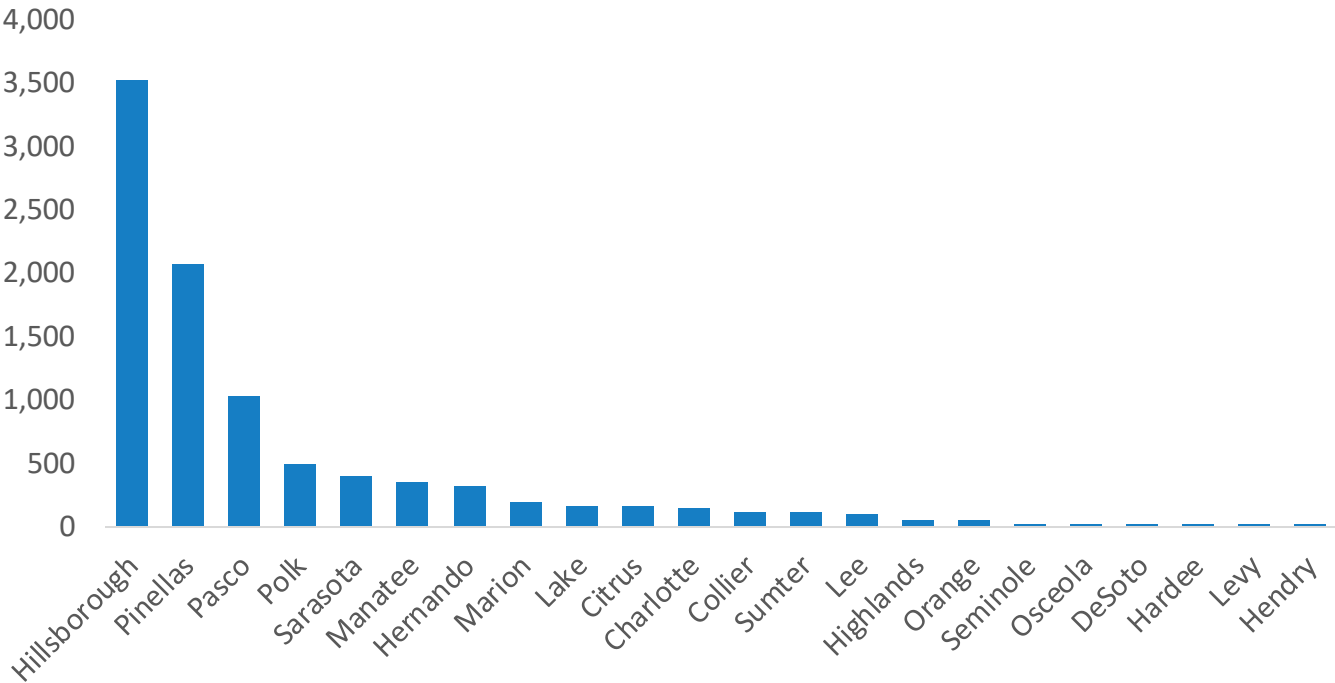
Hillsborough & Pinellas Contribute 60% of Originating Traffic

Over 3,700 daily originating passengers come from other area counties

TPA Domestic Traffic by County



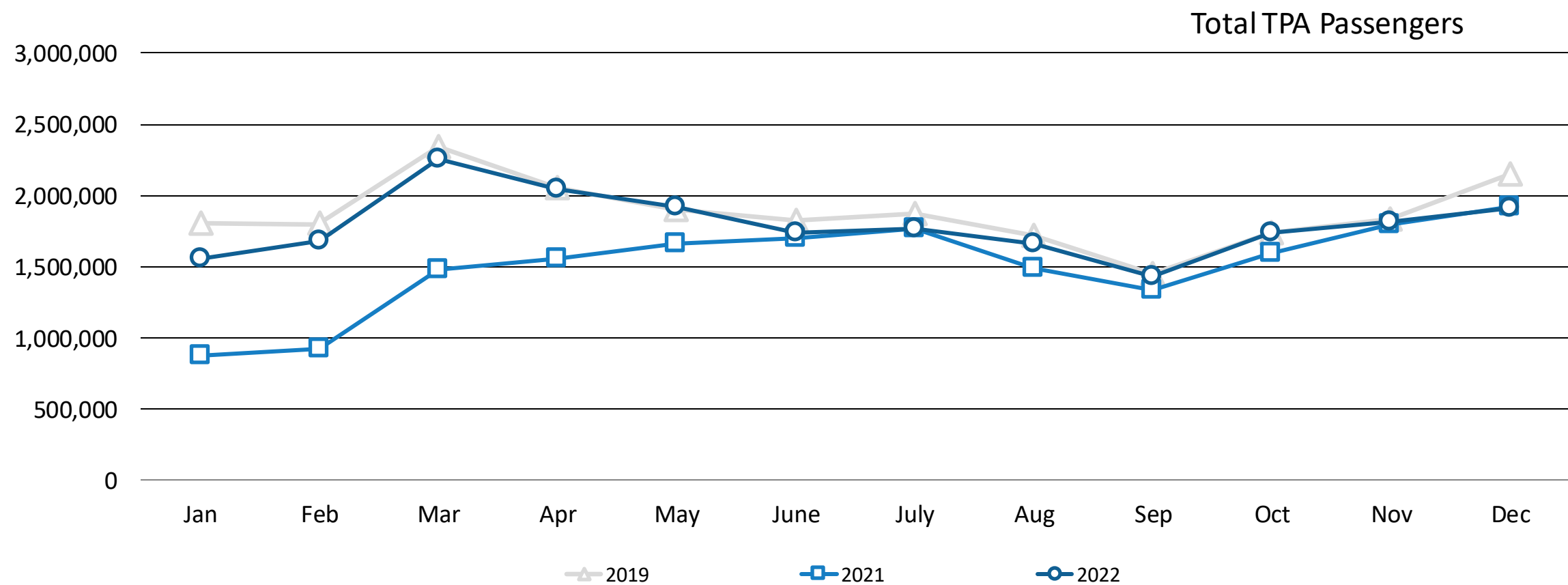
TPA Daily Domestic Traffic by O&D County (PDEW)



Source: ADI Airport Catchment Analytics (YE June 2022) – TPA Primary and Secondary Catchments

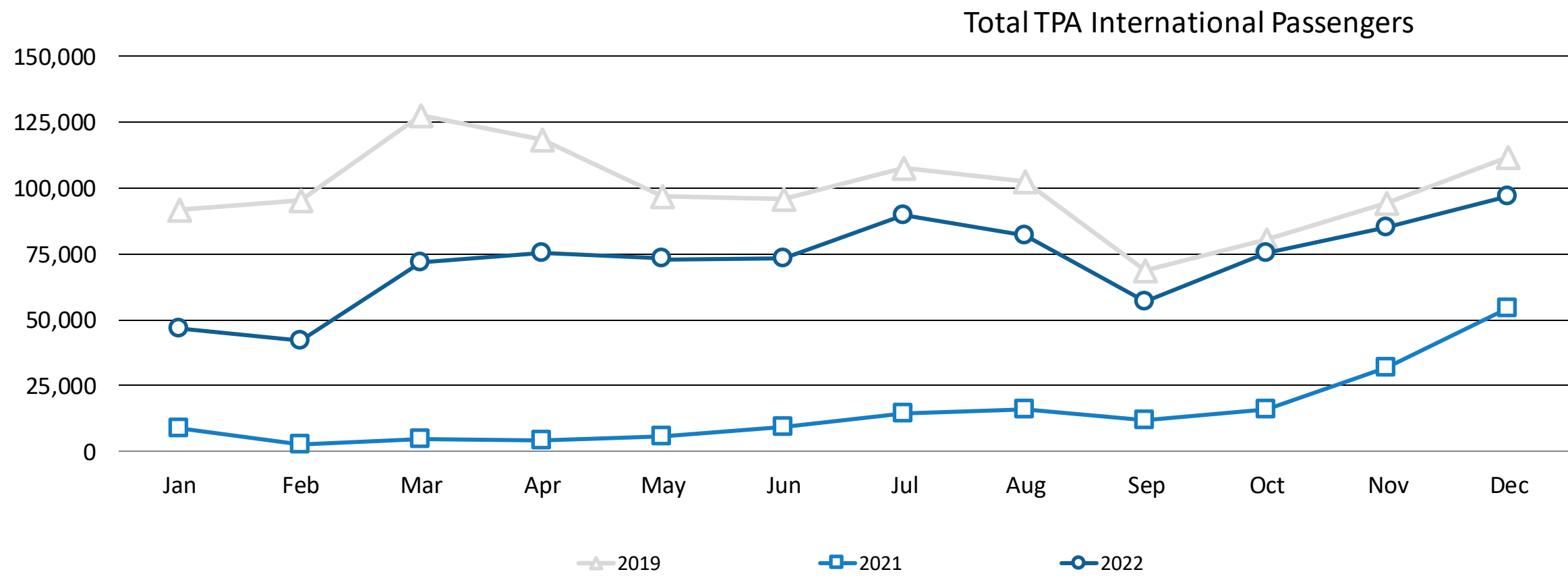
Total Passengers

TPA served 21,527,863 total passengers in CY2022, -4.3% vs. CY2019 and +18.8% vs. CY2021



International Passengers

TPA served 869,601 international passengers in CY2022, -27.1% vs. CY2019 and +386.8% vs. CY2021



New Airlines

2022

virgin atlantic



2021







NONSTOP SERVICE TO

SAN DIEGO

CALIFORNIA

BEGINS OCTOBER 5, 2023



Tampa
International
Airport



NONSTOP SERVICE TO

AGUADILLA

PUERTO RICO

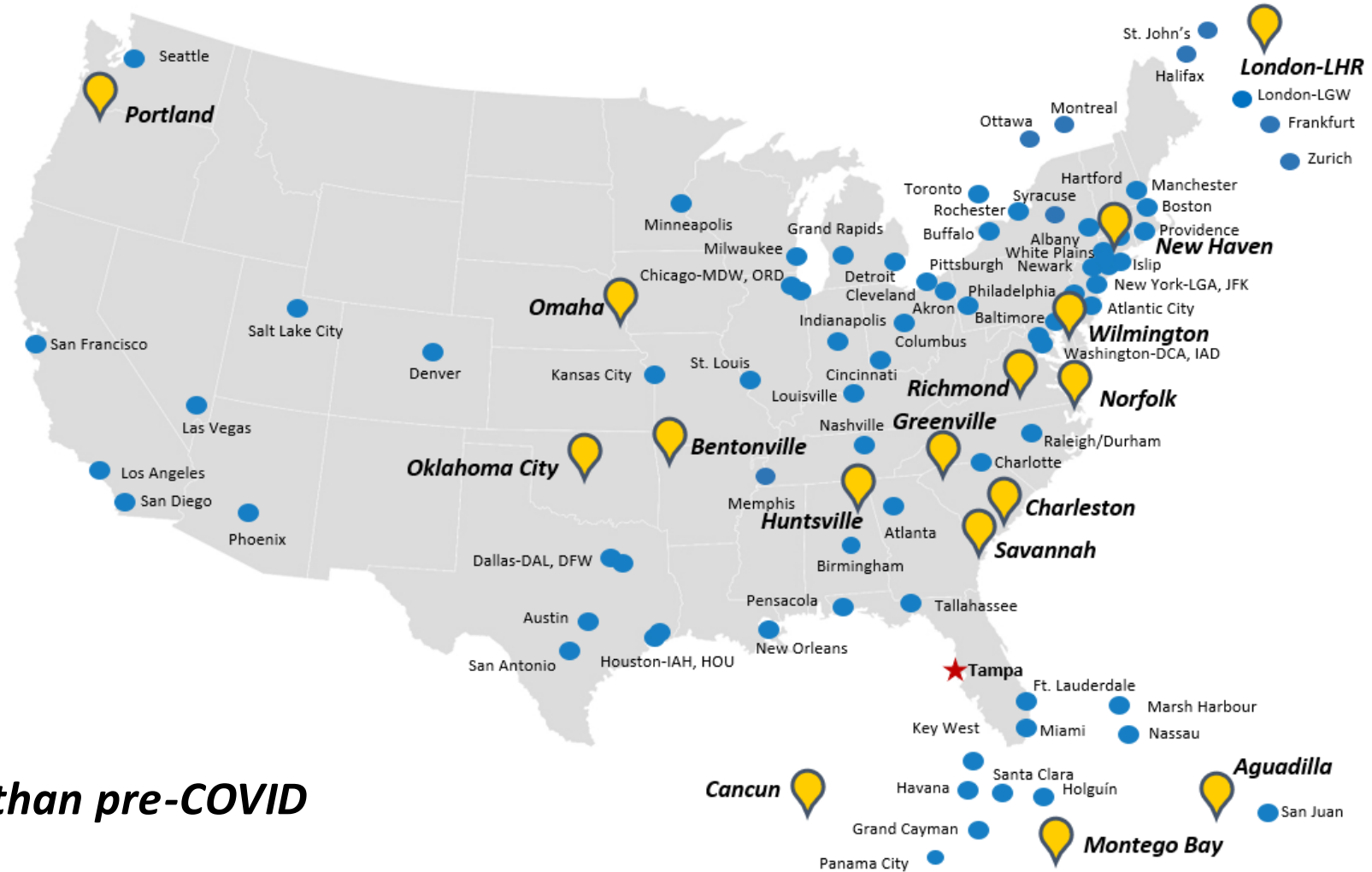
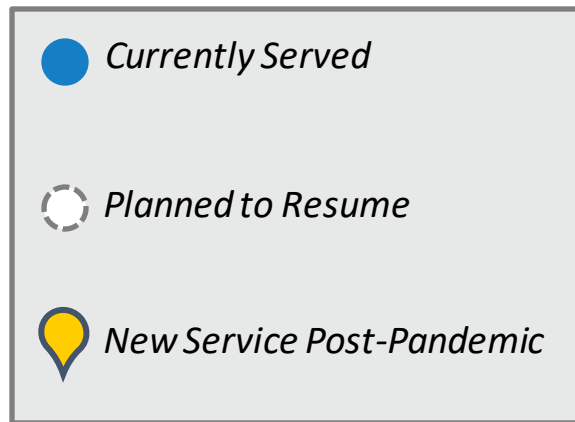
BEGINS MAY 4, 2023



Tampa
International
Airport

More Global Access Than Ever

TPA Nonstop Destinations



TPA currently serves more points than pre-COVID

Source: Diio Mi Schedule January 31, 2023

TPA Largest Unserved

Domestic	
City	2019 PDEW
SMF	80.6
SNA	66.7
SJC	62.5
GSO	60.8
ABQ	56.3
MSN	46.1
AVL	42.8
OAK	42.6
RNO	40.0
DSM	39.2

International	
City	2019 PDEW
AMS	51.7
CDG	37.4
FCO	34.2
SJO	31.2
DUB	27.7
SDQ	25.9
PUJ	25.7
MEX	23.3



Source: Diio Mi YE Dec 2019, PDEW= Passengers Daily Each Way

Air Service: Pitching TPA and Tampa Bay

October 2022 | Las Vegas



37 Airline Meetings Held



Growth & Modernization

MASTER PLAN



Phase 1: Decongestion 2013-2018

Complete

Rental Car Center
Automated People Mover
Main Terminal Expansion &
Concessions Redevelopment



Phase 2: Enabling 2018-2025

Underway

Curbside Expansion
Complete:
SkyCenter Development
Central Utility Plant
Roadway Expansion



Phase 3: Growth Construction 2024-2027

Next

16-gate Airside D

Blue Express Curbsides

- **INNOVATION:** These express curbsides are one-of-a-kind in the U.S.
- For passengers *without* checked luggage
- Pick up and drop off
- Red Express coming in 2025



Airside D

EXISTING



PROPOSED



STATUS: Received Board approval in September 2022; Construction begins in 2024. Expected completion in 2027.

BACKGROUND: Airside D was originally scheduled to begin the design phase in 2021; was delayed due to COVID. Timeline revalidated as part of Master Plan Update.

TOTAL BUDGET: \$787,384,000



TPA Parking

Online Booking System

- Promotional pricing
- Customer upgrades
- Faster entrance and exit
- Book up to a year in advance
- Visit TampaAirport.com to book



Ranked by J.D. Power 2022

#1 LARGE AIRPORT IN NORTH AMERICA for Customer Satisfaction



Tampa
International
Airport



Tampa International Airport

TOP
WORK
PLACES
2018

Tampa Bay Times
tampabay.com

TOP
WORK
PLACES
2019

Tampa Bay Times
tampabay.com

TOP
WORK
PLACES
2020

Tampa Bay Times
tampabay.com

TOP
WORK
PLACES
2021

Tampa Bay Times
tampabay.com

TOP
WORK
PLACES
2022

Tampa Bay Times
tampabay.com



Tampa International Airport Update

Pinellas Tourist Development Council | February, 2023



Hillsborough County Aviation Authority
Tampa International, Peter O. Knight,
Plant City and Tampa Executive Airports