



Tampa International Airport Update

Tourist Development Council



Hillsborough County Aviation Authority
Tampa International, Peter O. Knight,
Plant City and Tampa Executive Airports

Thank you for Supporting the TPA Ambassador Program

- 2023 Year-End Results
 - 229 Active Volunteers
 - Over 23,000 Volunteer Service hours
 - 140,300 Customer Interactions
- 5 Visitor Information Stations
 - Bag Claim
 - Rental Car Center
 - Lost & Found Reception
 - International Arrivals
- Two VSPC Familiarization Tours last year
 - Gulfport Tomorrow!



ST.PETE
CLEARWATER



TAMPA INTERNATIONAL AIRPORT



Annual Passengers

25,207,407

(Projected for FY24)

Daily Average **69,061**

4 Airsides / 58 Gates



23,000

Approx. Parking Spaces



Highest Traffic Month

March

2,590,615

Calendar Year 2024

328,351,866

Pounds of Cargo and Mail

Calendar Year 2023



Lowest Traffic Month

September

1,695,306

Calendar Year 2023



66


Shops and Restaurants

3 General Aviation Airports

Peter O. Knight, Plant City,

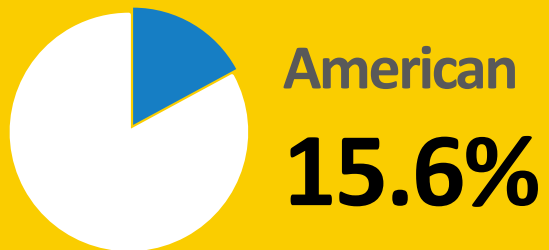
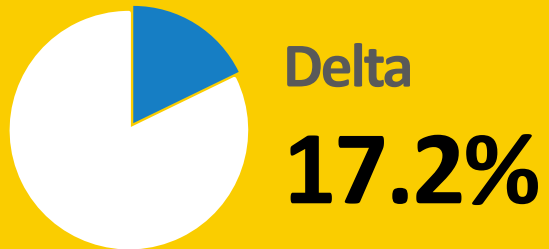

Tampa Executive





*Sources: FDOT Aviation Economic Impact Study 2022; FAA CY22 Enplanement Data

Top 3 Largest Airline Market Share by percentage



500

Estimated Daily Commercial Flight Operations



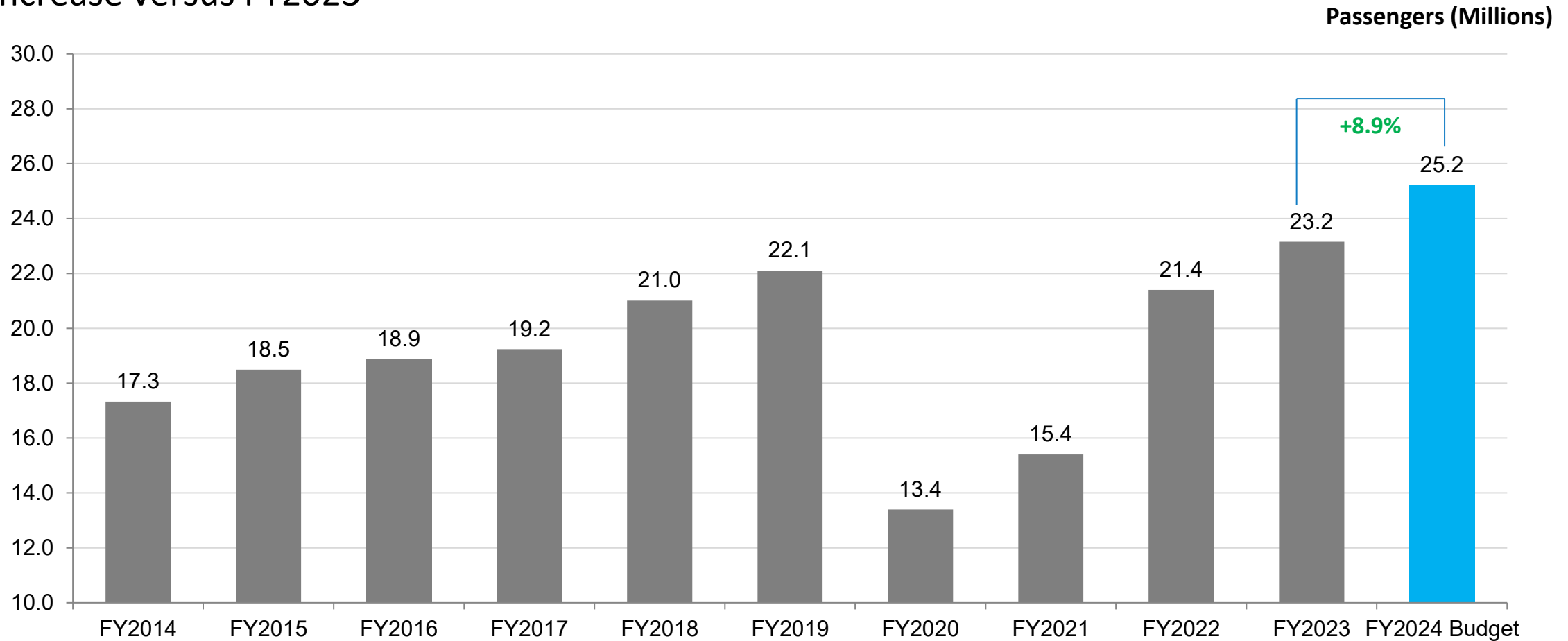
Top 10 Markets for Tampa

1. New York
2. Chicago
3. Boston
4. Atlanta
5. Dallas/Ft. Worth
6. Detroit
7. Denver
8. Philadelphia
9. Baltimore
10. Minneapolis

Calendar Year 2023

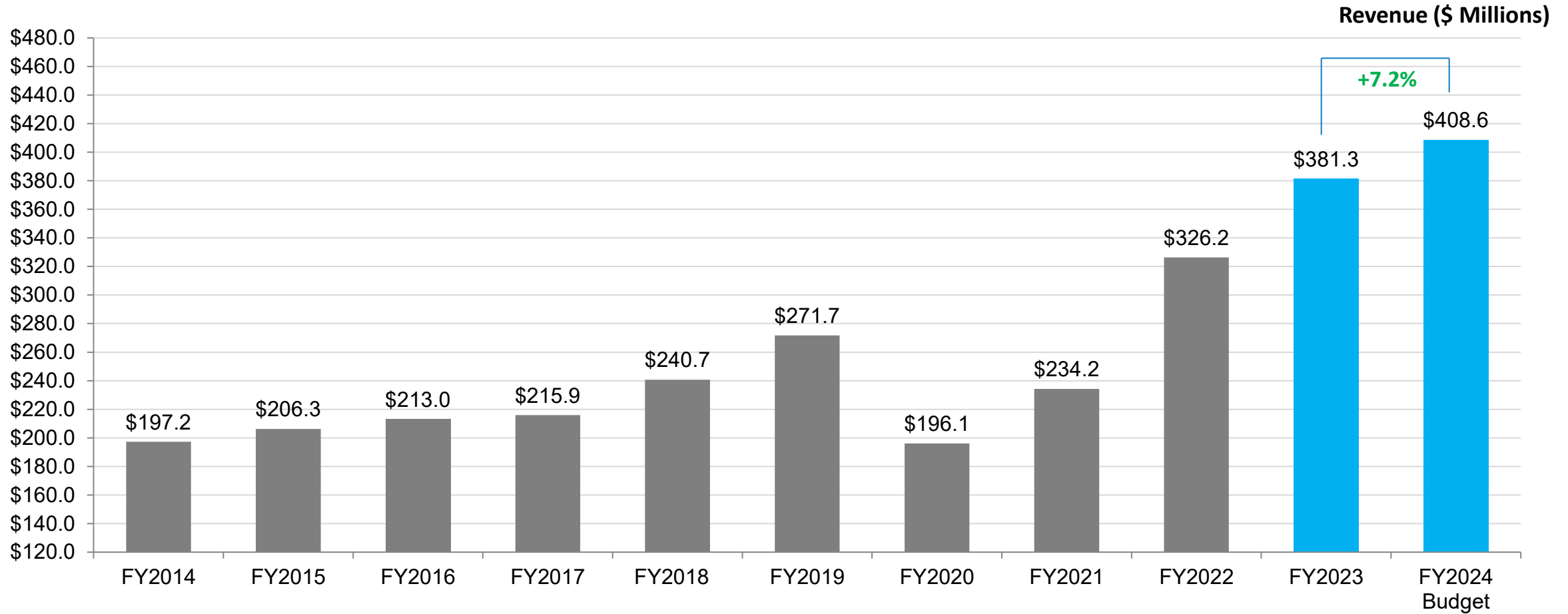
FY2024 Passenger Projection

Tampa International Airport is projected to handle 25,207,407 passengers during FY2024, an 8.9% increase versus FY2023

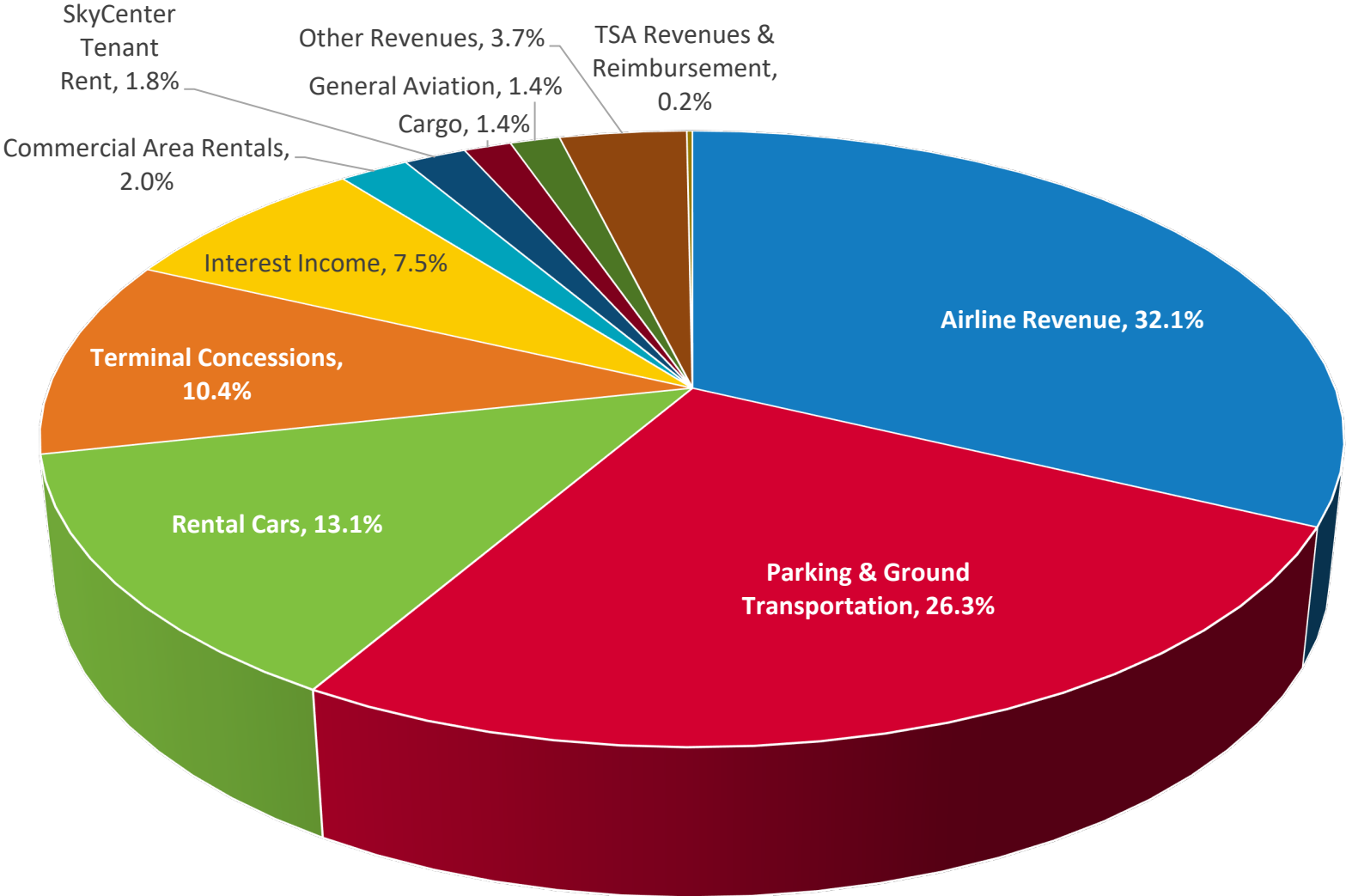


FY2024 Operating Revenues

The Authority is projecting record operating revenues totaling \$408.6 million in FY2024, \$27.3 million higher than the FY2023



FY2024 Revenue Sources



Passenger traffic

Spring Break Period – March 4 to April 7



Average Passengers Per Day

90,000



Average Daily Flights

550



Busiest Travel Day

97,320

Sunday, March 17



Shops and Restaurants
Open (hours may vary)

100%

TPA's Domestic Catchment Area

3.3 million

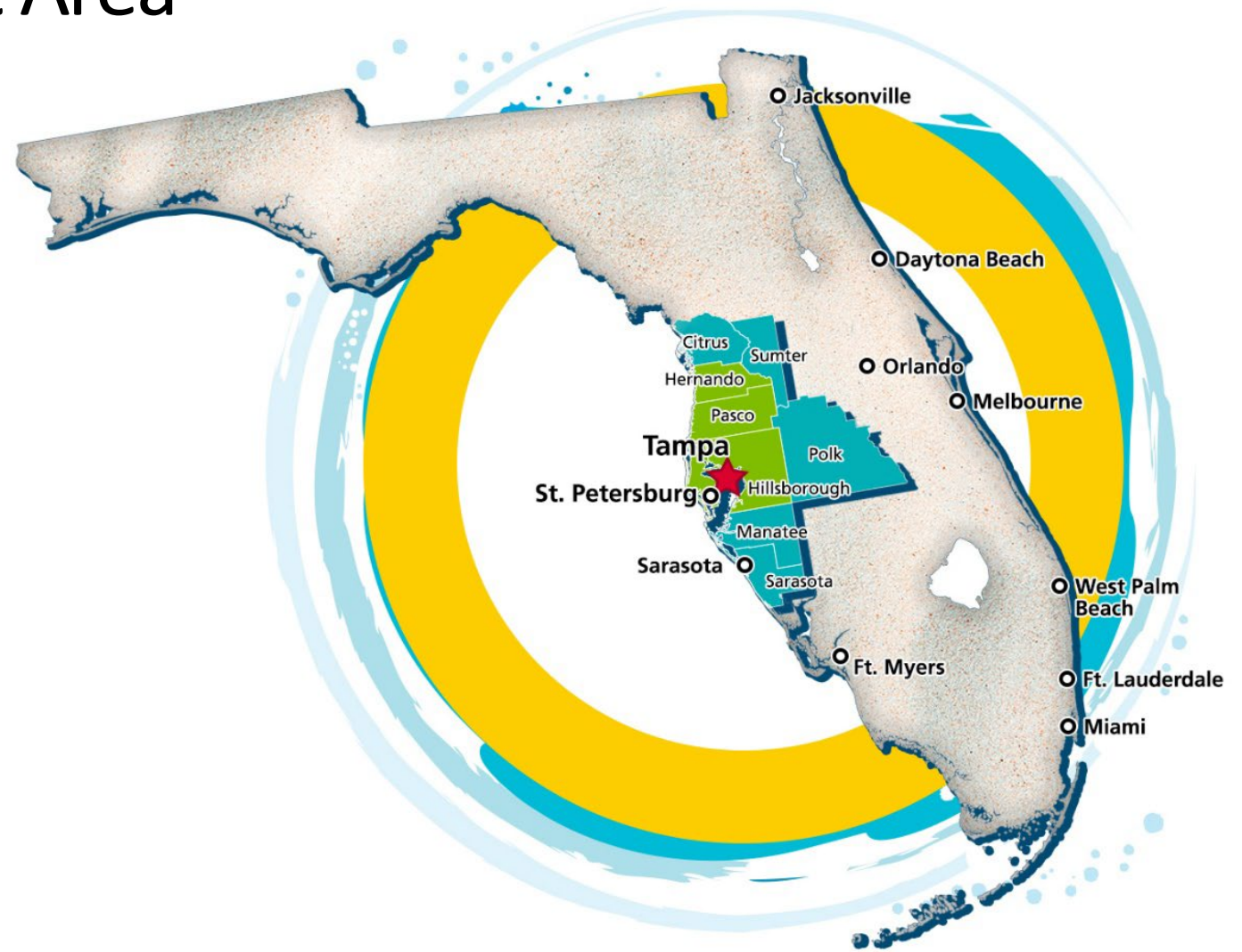
in 4-county primary catchment area of Tampa Bay Metropolitan Statistical Area: *Hillsborough, Pinellas, Hernando & Pasco*

3.6 million by 2030

5.3 million

in 9-county area comprising primary and secondary catchments: *Primary counties plus Citrus, Manatee, Sarasota, Polk and Sumter*

5.8 million by 2030

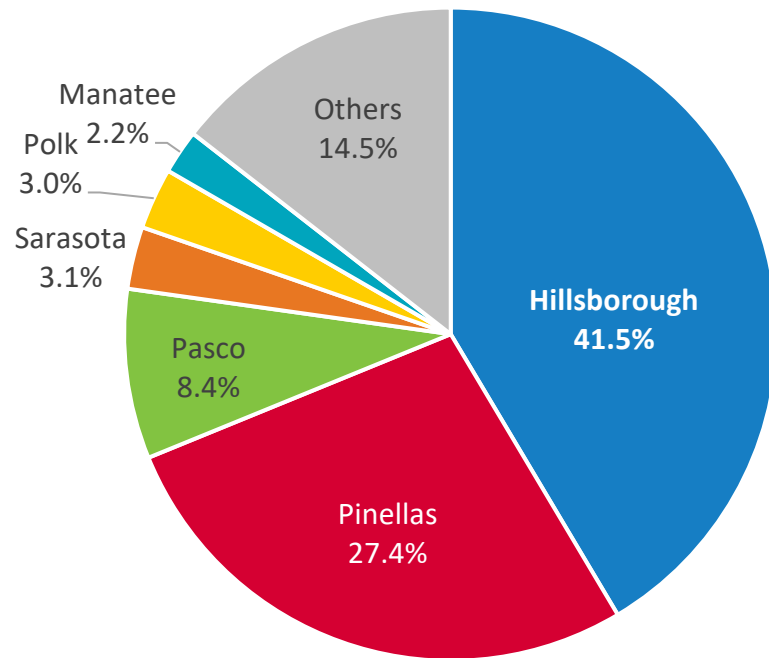


Source: ESRI Business Analyst – 2023 Total Population

Hillsborough & Pinellas Contribute 69% of Total TPA Traffic

Over 43,000 daily passengers are going and coming from Hillsborough or Pinellas

TPA Airport Traffic Share by County



Source: ADI Airport Catchment Analytics (YE December 2022) – TPA Primary and Secondary Catchments, Domestic & International Traffic, Residents and Visitors

TPA Nonstop Destinations

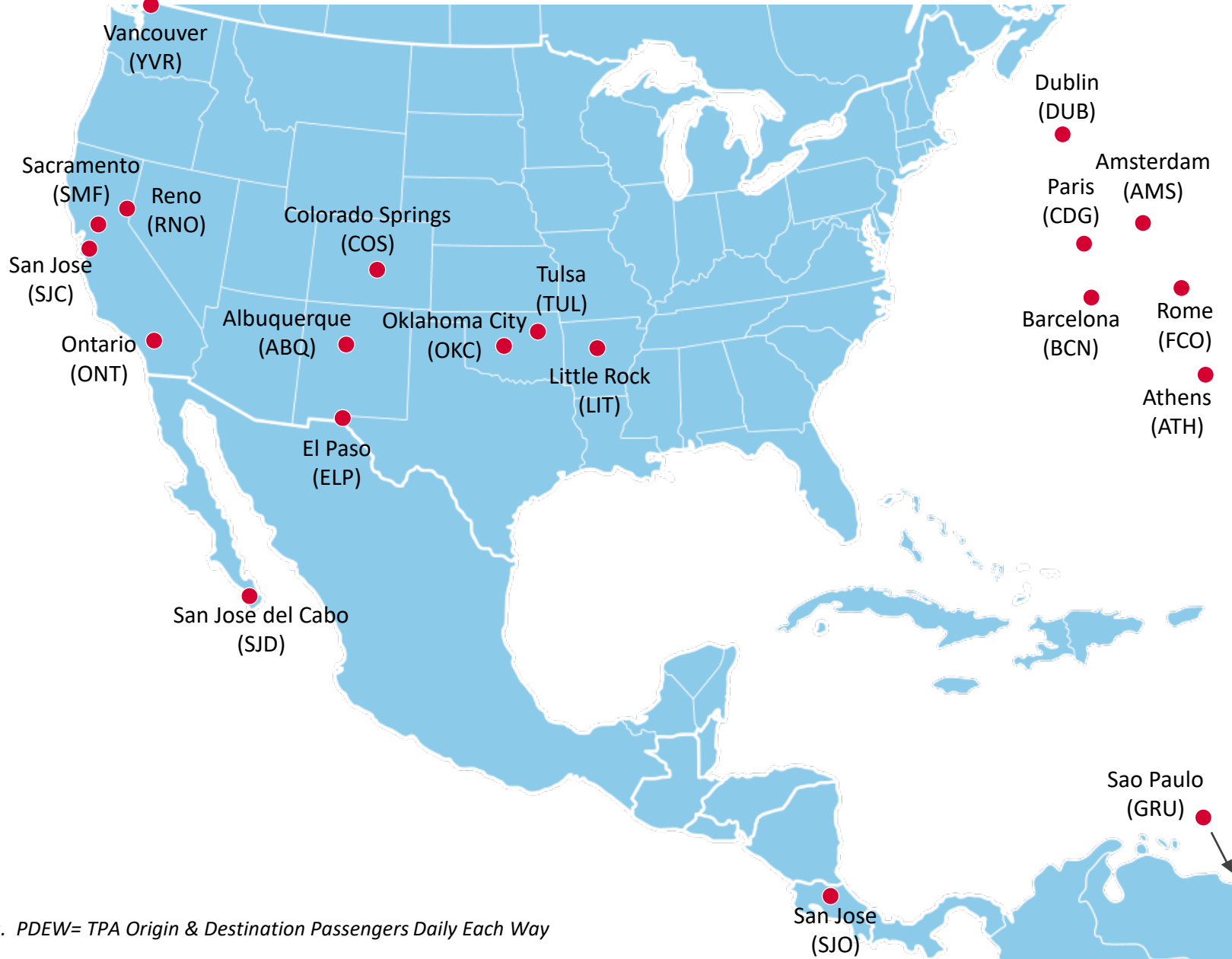


Source: Diio Mi Schedule March 31, 2024
 Currently Served includes all destinations available to purchase nonstop flights

TPA Largest Unserved

Domestic	
City	2023 PDEW
OKC	87.0
SMF	82.0
ABQ	56.7
TUL	53.1
SJC	45.0
ONT	42.9
RNO	42.6
COS	39.7
LIT	38.0
ELP	37.4

International	
City	2023 PDEW
FCO	48.5
YVR	43.1
AMS	40.8
CDG	40.0
ATH	28.2
BCN	28.0
DUB	27.9
SJD	25.4
GRU	24.5
SJO	22.4



Source: Diio Mi YE December 2023, cities without nonstop TPA flights. PDEW= TPA Origin & Destination Passengers Daily Each Way

2025 Air Service Strategic Plan Target Markets

DOMESTIC



San Diego



Portland (PDX)

EUROPE



London-Heathrow



Amsterdam

LATIN AMERICA



Bogotá



São Paulo



Mexico City



Lima

HOLA, MEXICO CITY

DAILY NONSTOP FLIGHTS
BEGIN JULY 1

BOOK A FLIGHT TODAY



AEROMEXICO®



DELTA



Tampa
International
Airport

TPA Air Service Developments

Recent new service announcements



Frontier to
Raleigh-Durham



Breeze to
Greenville/Spartanburg



Breeze to
Orange County*
First-ever TPA Nonstops



Breeze to Bangor
and Pensacola

TPA Air Service Developments

Notable Service increases to international hubs



6x weekly last
Winter

Up from 4x prior
Winter



2x weekly last
Winter

No service prior
Winter



Daily service for
Summer 2024

Up from 5x weekly
Summer 2023

Source: Diio Published Airline Schedules

Routes Americas

March 18-20 | Bogota, Colombia

23 Airline Meetings Held



MASTER PLAN



Phase 1: Decongestion
2013-2018

Complete

Rental Car Center

Automated People Mover
Main Terminal Expansion &
Concessions Redevelopment



Phase 2: Enabling
2018-2025

Underway

Curbside Expansion

Complete:

SkyCenter Development

Central Utility Plant

Roadway Expansion



Phase 3: Growth
Construction 2024-2027

Next

16-gate Airside D

INNOVATION: Blue *Express* lanes

- First in the U.S.
- Faster drop-off and pick-up with convenient access to Main Terminal Transfer Level
- Uber and Lyft location
- Red Express lanes open in 2025



Red Side Express Curb



East Side Grade beams and Columns



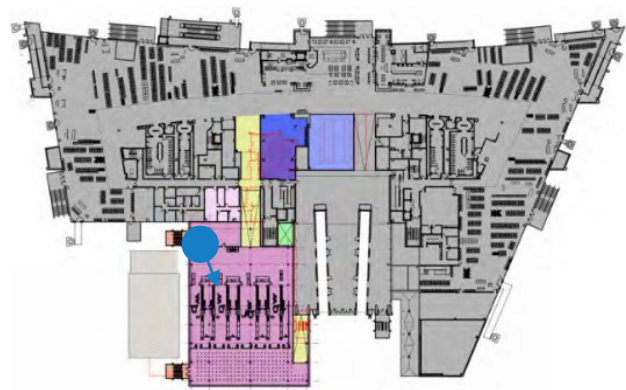
Departure Lane Bridge Entrance

Bag Claim Upgrades



- New carpet, ceilings, lighting and LED signs
- Overnight work started in January
- Scheduled completion: Dec. 2024

Airsides A & E Security Checkpoint Expansion



Airside E – 20,000 sf Expansion



Airside A – 20,000 sf Expansion

New Airside D

EXISTING



PROPOSED



State-of-the-art facility with 16 domestic and international gates

STATUS: Currently in design phase (15%)

Received Board approval in September 2022

CONSTRUCTION: Begins in late 2024. Airside D opens in 2028.



TPA NAMED #1 AIRPORT BY SIZE AND REGION IN ASQ AWARDS!

15 TO 25 MILLION PASSENGERS PER YEAR | NORTH AMERICA



CONGRATULATIONS
CEO Joe Lopano

on your retirement announcement



Stay Connected



@FlyTPA

TampaAirport.com

TampaAirport.com/airport-newsletter



Languages ▾

FLY ▾
flights & airlines

GO ▾
parking & maps

RELAX ▾
shops & restaurants

Airport Newsletter

We'd love to stay in touch with you!

Tampa International Airport distributes a weekly electronic digest with all the latest news, including updates on our air service developments, construction projects, concessions, special events and more. We also keep you updated on the latest changes to your airport experience as it relates to the COVID-19 pandemic.

To have our newsletter sent directly to your inbox every Tuesday, please fill in your email and click **Subscribe**. You can opt out at any time.

Subscribe

* indicates required

Email Address *

Last Name

First Name

Zip Code

SUBSCRIBE



Tampa International Airport Update

Tourist Development Council



Hillsborough County Aviation Authority
Tampa International, Peter O. Knight,
Plant City and Tampa Executive Airports